Moulinex UNO

FR
EN
DE
NL
IT
ES
PT
EL

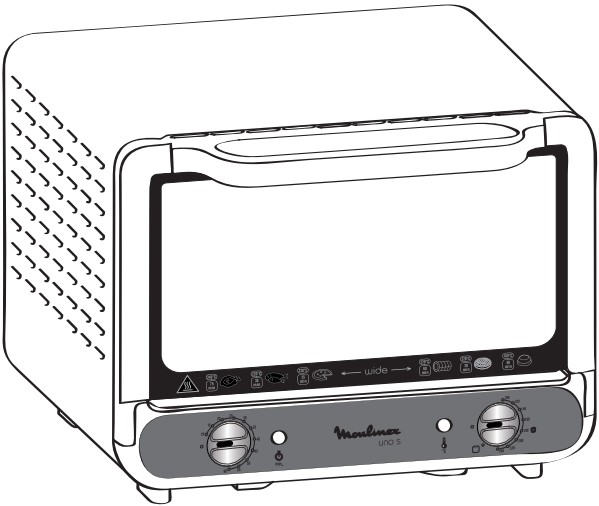

www.moulinex.com

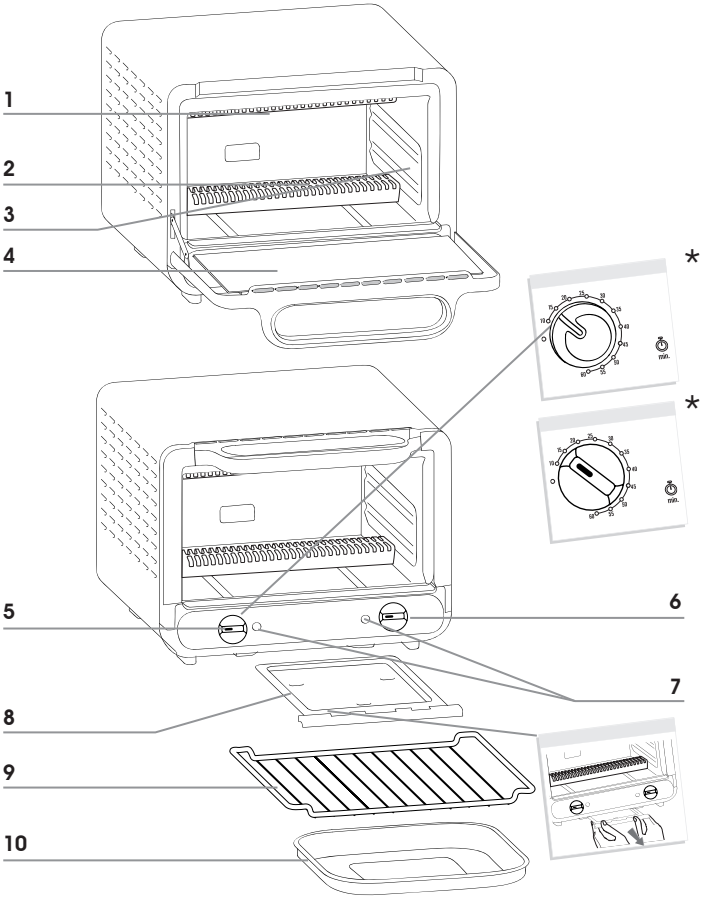

* Selon modèle - depending on model - Je nach Modell - afhankelijk van het model - secondo il modello - según modelo - Consoante os modelos - ανάλογα με το μοντέλο

DESCRIPTION

1. Résistance supérieure
2. Résistance inférieure
3. Parois anti-adhésives
4. Porte double parois
5. Bouton minuterie
6. Bouton de réglage température
7. Voyants de fonctionnement
8. Sole ramasse miettes
9. Grille réversible
10. Plat non adhésif

DESCRIPTION

1. Top heating element
2. Bottom heating element
3. Non-stick walls
4. Double-wall door
5. Timer button
6. Temperature control button
7. Power indicator lights
8. Crumb tray
9. Reversible shelf
10. Non-stick oven tray

BESCHREIBUNG

1. Oberes Heizelement
2. Unteres Heizelement
3. Antihaftbeschichtete Wände
4. Doppelwandige Tür
5. Timer-Knopf
6. Temperaturregler
7. Betriebsleuchten
8. Krümelblech
9. Umkehrbarer Rost
10. Antihaftbeschichtete Backform

BESCHRIJVING

1. Bovenste verwarmingselement
2. Onderste verwarmingselement
3. Anti-aanbakwanden
4. Dubbelwandige deur
5. Timerknop
6. Temperatuurregelknop
7. Aan/uit-controlelampjes
8. Kruimellade
9. Omkeerbaar rooster
10. Anti-aanbakovenschaal

DESCRIPCIÓN

1. Resistencia superior
2. Resistencia inferior
3. Paredes antiadherentes
4. Puerta de doble cristal
5. Botón de temporizador
6. Botón de ajuste de temperatura
7. Pilotos de funcionamiento
8. Bandeja recogemigas
9. Rejilla reversible
10. Fuente antiadherente

DESCRIPTION

1. Resistência superior
2. Resistência inferior
3. Paredes antiaderentes
4. Porta de parede dupla
5. Botão temporizador
6. Botão de regulação da temperatura
7. Indicadores de funcionamento
8. Bandeja para migalhas
9. Grelha reversível
10. Prato não aderente

DESCRIZIONE

1. Resistenza superiore
2. Resistenza inferiore
3. Pareti anti-adesive
4. Sportello a parete doppia
5. Manopola del timer
6. Manopola di regolazione della temperatura
7. Spie di funzionamento
8. Fondo raccogli-briciole
9. Griglia reversibile
10. Piatto non adesivo

περιγραφή

1. Αντίσταση στο επάνω μέρος
2. Αντίσταση στο κάτω μέρος
3. Αντικολλητικοί τοίχοι
4. Διπλής αντοχής πόρτα
5. Χρονόμετρο
6. Κουμπί θερμοκρασίας
7. Φωτεινή ένδειξη λειτουργίας
8. Ψιχουλοσυλλέκτης
9. Ράφι διπλής όψης
10. Αντικολλητικός δίσκος

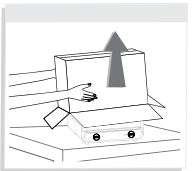

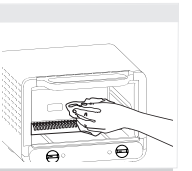

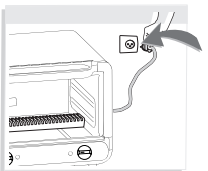

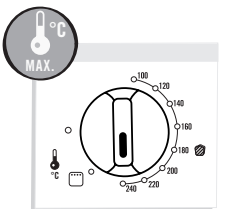
°C
MAX
100
120
140
160
180
200
220
240
°C

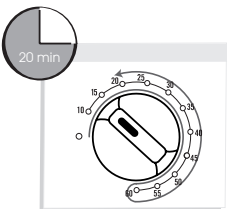
20 min
10
15
20
25
30
35
40
45
50
55
60

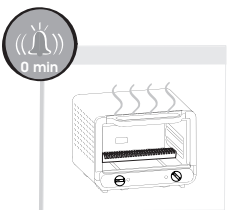
0 min

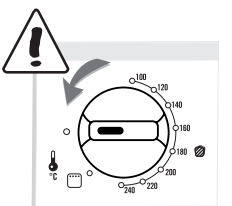
100
120
140
160
180
200
220
240
°C

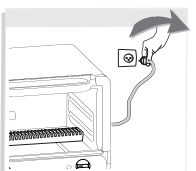

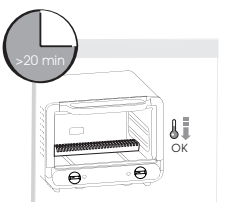
>20 min
OK

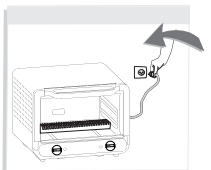

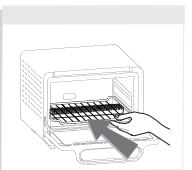

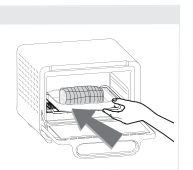

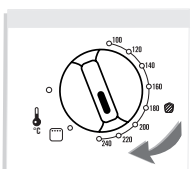
100
120
140
160
180
200
220
240
°C

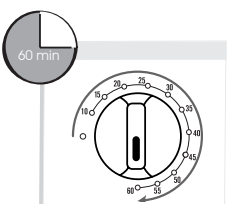
60 min
10
15
20
25
30
35
40
45
50
55
60

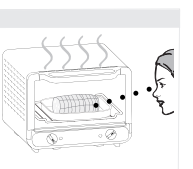

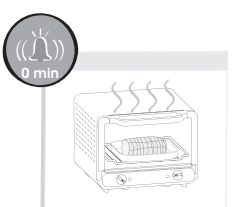
0 min

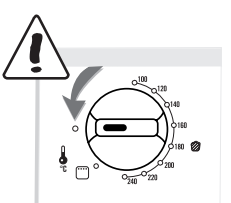
100
120
140
160
180
200
220
240
°C

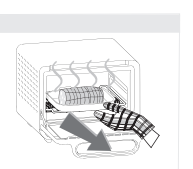

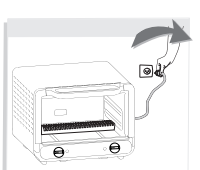

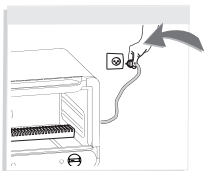

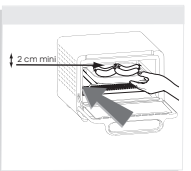
2 cm mini

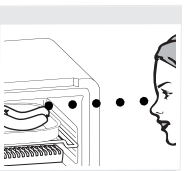

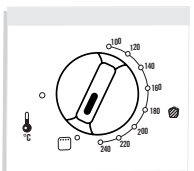
100
120
140
160
180
200
220
240
°C

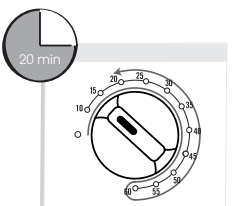
20 min
10
15
20
25
30
35
40
45
50
55
60

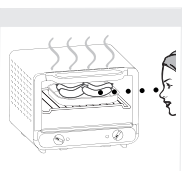

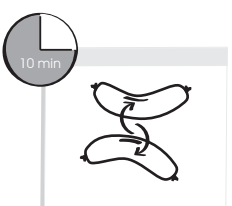
10 min

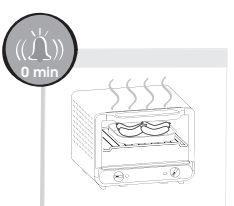
0 min

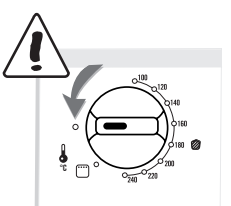
100
120
140
160
180
200
220
240
°C

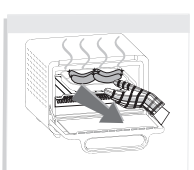

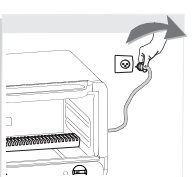

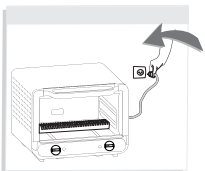

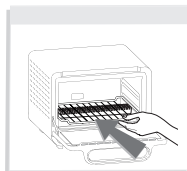

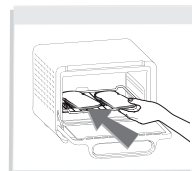

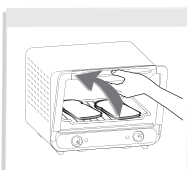

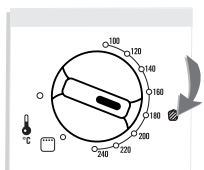
100
120
140
160
180
200
220
240
°C

4-6 min

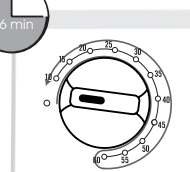
10
15
20
25
30
35
40
45
50
55
60

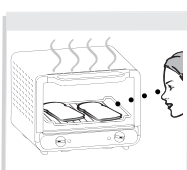

4-6 min

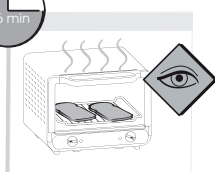

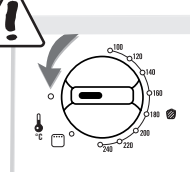
100
120
140
160
180
200
220
240
°C

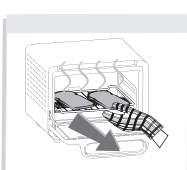

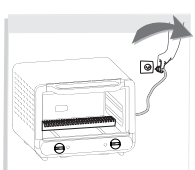

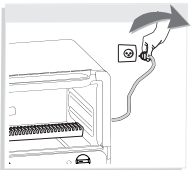

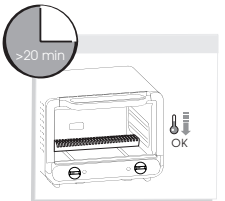
~20 min
OK

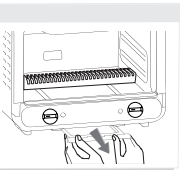

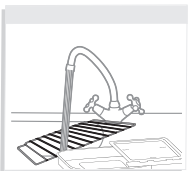

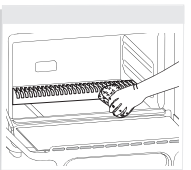

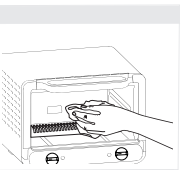

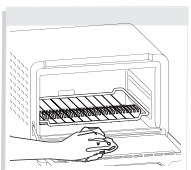

	Préchauffage avant cuisson Preheat befor cooking	°C	min	
Pizza fraiche Fresh pizza Ø 28 cm	10 min.	200°C	7 min	2
Pizza*** Ø 28 cm	10 min.	240°C	18 min	2
6 Saucisses 6 Sausages	-		23 min 12 min	2
Poisson Fish 500 g	10 min.	230°C	25 min	2
Cuisses de poulet Chicken legs x 3	-	200°C	40 min	1
Rôti de porc Roast pork 500 g	-	230°C	60 min	1
Tarte aux pommes Apple pie	10 min.	200°C	25 min	2
	-	180°C	4-6 min	2
	-	180°C	6-7 min	1

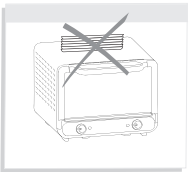

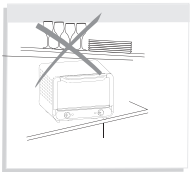





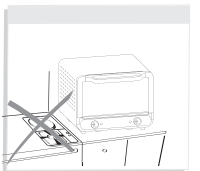

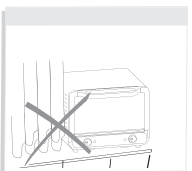

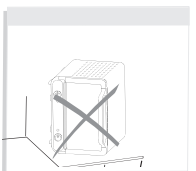

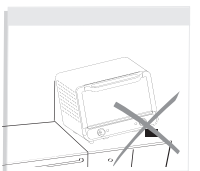

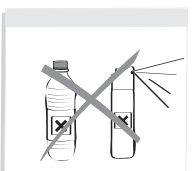

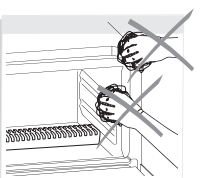

NC00026158
création Batoteam : www.batoteam.fr